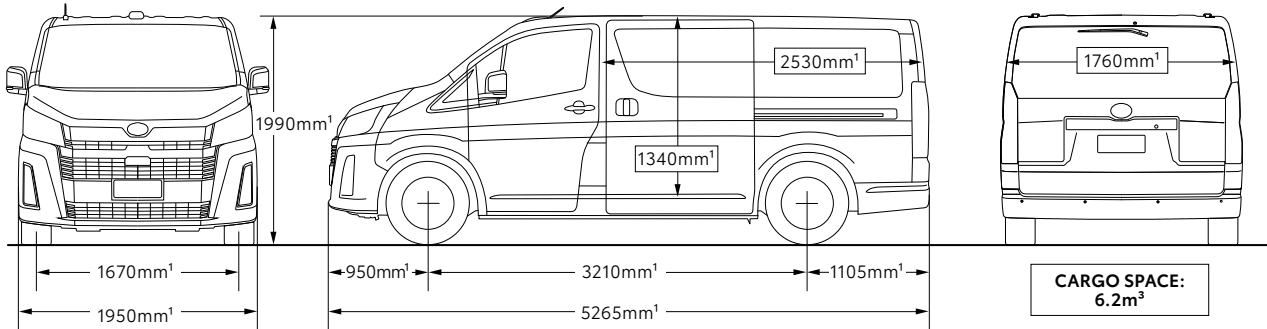


HiAce

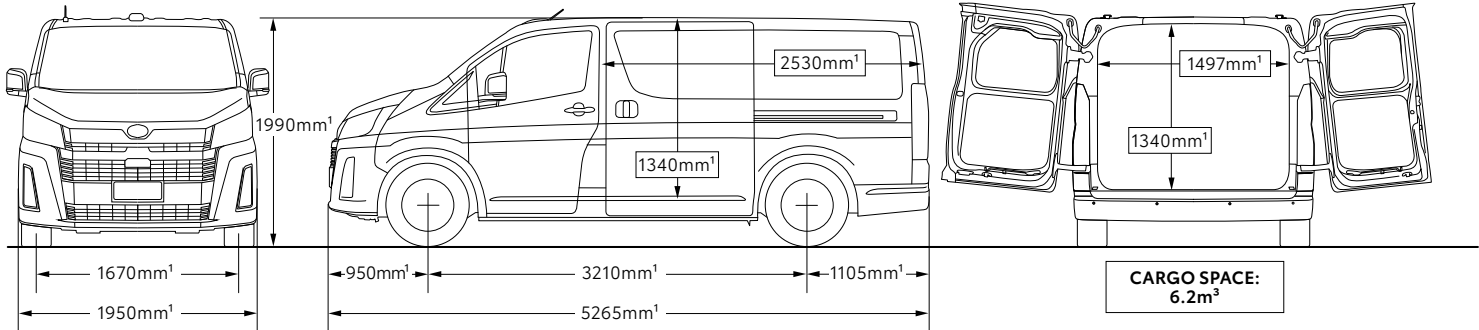


Please Note: information is accurate as at August 2025.
Specification and imagery are indicative and should only be used as a guide. Vehicle and accessory specification, features, colour and trim may differ at the time of vehicle delivery.

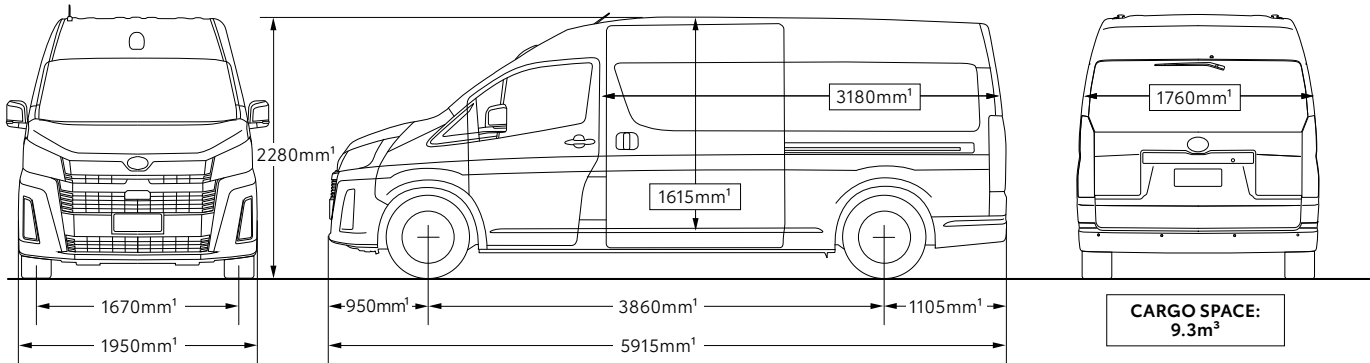
LWB Van – tailgate option



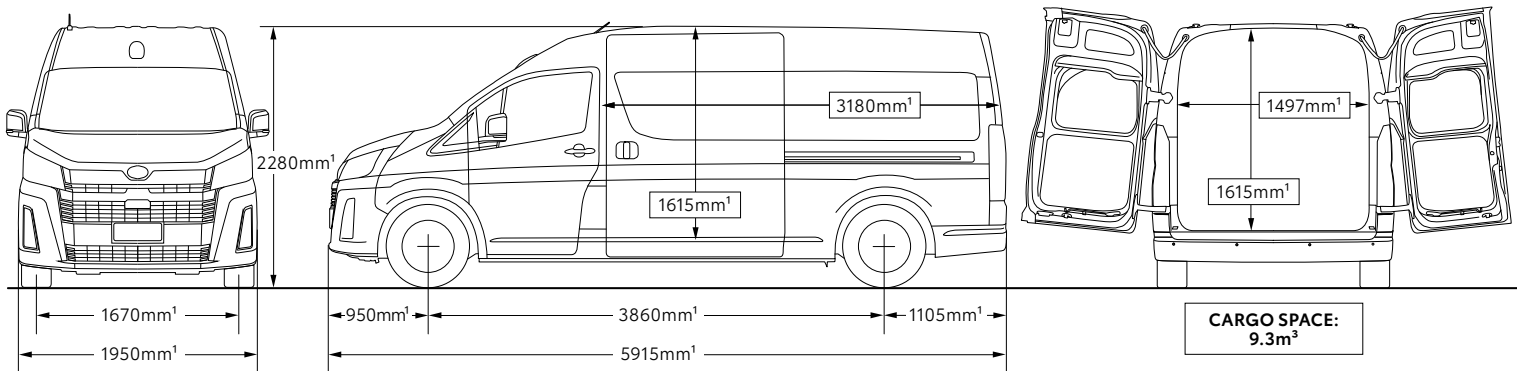
LWB Van – rear barn doors option



SLWB Van – tailgate option



SLWB Van – rear barn doors option



MECHANICAL SPECIFICATIONS		HiAce	
ENGINE	Engine code	1GD-FTV	
	Engine description	4 cylinders	
	Displacement (cm³)	2755	
	Bore x stroke (mm)	92.0 x 103.60	
	Compression ratio (:1)	15.6	
	Diesel Particulate Filter (forced burn off) switch	•	
STEERING	Steering gear type	Rack and pinion	
	Steering type	Electric Power Steering	
	Steering gear ratio	15.6	
BRAKES	Front	Ventilated disc brake with floating caliper 2-cylinder	
	Rear	LWB Van turbo diesel manual: Leading-trailing drum brake	Ventilated disc brake with floating caliper 1-cylinder
	Parking brake	Hand lever type (manual) / Electric Parking Brake (automatic)	
SUSPENSION	Suspension	Front: Macpherson strut / Rear: Leaf spring rigid axle	

HIACE GRADE			LWB Van turbo diesel manual	LWB Van turbo diesel automatic	LWB Crew Van turbo diesel automatic	SLWB Van turbo diesel automatic
PERFORMANCE	Maximum power (kW/rpm)		130/3400	130/3400	130/3400	130/3400
	Torque (Nm/rpm)		420/1400-2600	450/1600-2400	450/1600-2400	450/1600-2400
FUEL	Fuel consumption² (L/100km)	Combined	7.4	7.8 Barn door (7.8)	7.8	8.1 Barn door (8.1)
		Extra urban	6.5	7.2 Barn door (7.2)	7.2	7.5 Barn door (7.5)
		Urban	8.8	8.8 Barn door (8.8)	8.8	9.0 Barn door (9.0)
WEIGHTS AND CAPACITIES (APPROXIMATE)	Gross Vehicle Mass¹ (GVM) (kg)		3300	3300	3300	3500
	Gross Combined Mass¹ (GCM) (kg)		5200	4800	4800	5000
	Maximum kerb weight¹ (kg)		2225	2240 (Optional rear barn doors 2260)	2365	2400 (Optional rear barn doors 2420)
	Towing capacity³ (braked kg/unbraked kg)		1900/400	1500/400	1500/400	1500/400
	Fuel capacity (L)		70	70	70	70
	Seating capacity		2	2	5	2
EXTERIOR	Semi-bonnet design		•	•	•	•
	Rear barn doors			Optional		Optional
	Dual sliding doors		•	•	•	•
	Left side sliding door with glass panel		•	•	•	•
	Left side sliding door with steel panel			Optional		
	4-door left sliding door			Optional		
	Right side sliding door with glass				•	
	Halogen headlamps and Daytime Running Lamps		•	•	•	•
	Painted door handles – body colour			Optional	•	
	Painted front and rear bumper – body colour			Optional	•	
	Black side view mirrors		•	•	•	•
	Retractable and heated side mirrors		•	•	•	•
	Openable rear windows				•	
WHEELS	16" steel wheels		•	•	•	•
	Full size spare		•	•	•	•

HIACE GRADE		LWB Van turbo diesel manual	LWB Van turbo diesel automatic	LWB Crew Van turbo diesel automatic	SLWB Van turbo diesel automatic
INTERIOR	Fabric seats	•	•	•	•
	All weather floor mats – front	•	•	•	•
	Centre console box	•	•	•	•
	2x side door cup holders	•	•	•	•
	Leather accented steering wheel	•	•	•	•
	Front and rear interior lamps	•	•	•	•
	Driver's power seat lumbar support	•	•	•	•
INSTRUMENTS AND CONTROLS	8" colour touchscreen	•	•	•	•
	Bluetooth* ⁴ and front USB port	•	•	•	•
	Wireless Apple CarPlay* ^{5,6} and wireless Android Auto™, ^{5,7} – speak to your Dealer about device compatibility	•	•	•	•
	Embedded Satellite Navigation ⁸	•	•	•	•
	Electric Power Steering	•	•	•	•
	7" colour Multi Information Display	•	•	•	•
	Steering wheel switches	•	•	•	•
	Digital rear view mirror with auto dimming		Optional	•	•
SAFETY ⁹	Toyota Safety Sense – including Pre-Collision Safety system with pedestrian detection and daytime cyclist detection, Lane Departure Alert and Lane Tracing Assist, Road Sign Assist (speed signs only), Emergency Driver Support System and Safe Exit Assist	•	•	•	•
	8x SRS airbags	•	•		•
	10x SRS airbags			•	
	Automatic High Beam	•	•	•	•
	Reversing camera	•	•	•	•
	Front and rear parking sensors	•	•	•	•
	Blind Spot Monitor and Rear Cross Traffic Alert	•	•	•	•
	Front passenger occupant detection	•	•	•	•
TOYOTA CONNECTED SERVICES	Toyota Connected Services ¹⁰ – including Stolen Vehicle Tracking, Automatic Collision Notification, SOS Emergency Call, Multimedia Connect – accessible via myToyota Connect app	1 year complimentary access			

1 Weights/mass/volumes/dimensions are approximate and subject to individual vehicle variances, and should be confirmed before fitting any accessories, towing or otherwise relying on this value.
2 Results were achieved under laboratory conditions and do not reflect the fuel consumption in real world driving. Results for HiAce LWB Van (Man+Auto), LWB Crew Van and SLWB Van in ADR81/02 combined drive cycle fuel consumption testing. Urban cycle results achieved 9.0/100km and extra urban cycle achieved 6.5, 7.2, 7.5/100km. Results were produced using new sample vehicles without fitment of accessories/customisation, and may not be replicable.
3 Towing capacity subject to regulatory requirements, and vehicle and equipment design limitations. Ask your Dealer for more information, including Toyota Genuine tow bar capacity and availability.
4 Bluetooth® is a registered trademark of Bluetooth SIG, Inc.
5 Requires compatible device, USB connection or Bluetooth® connection for vehicles fitted with wireless CarPlay,* mobile data, network reception and GPS signal. Mobile usage at user's cost. Apps subject to change. For details see toyota.com.au/connected.

6 CarPlay® is a trademark of Apple, Inc. registered in the U.S. and other countries.
7 Android Auto™ is a trademark of Google LLC.
8 Coverage varies based on vehicle location.
9 Driver assist feature. Only operates under certain conditions. Check your Owner's Manual for explanation of limitations. Please drive safely.
10 Complimentary period ends 1 year from delivery date. Fees may apply thereafter. See toyota.com.au/connected/plans-packages. Not available outside Australia, if services disabled or terminated or after 2033/Telstra 4G sunset (whichever comes first). Dependent on 3G/4G enabled DCM, GPS signal strength, mobile network coverage and other factors outside Toyota's control which can limit ability or functionality of system. Check your Owner's Manual or toyota.com.au/connected for explanation of limitations. Please drive safely.